


• a free pattern from • **oliver + s** • not for resale •



ANIMAL TAILS

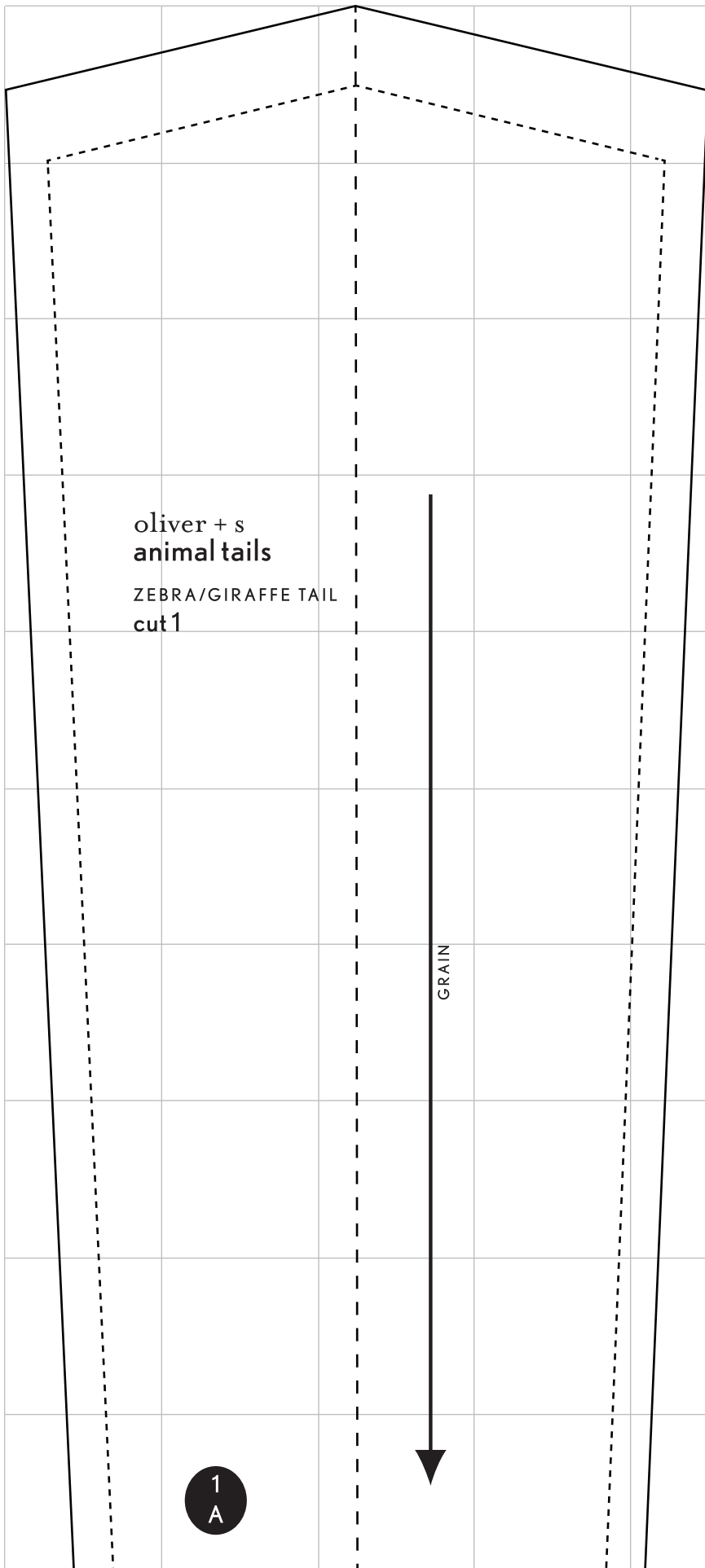
TO BE USED WITH THE FREE OLIVER + S
SUNNY DAY SHORTS PATTERN



oliver + s
animal tails
RABBIT TAIL
cut 1

1" TEST SQUARE

To ensure that your
page has printed
at the right
scale



**TO TILE THE LARGE PATTERN
PIECES ON THE FOLLOWING
PAGES**

Cut out all pattern pieces on the following pages. If a piece bleeds over the gridded area, trim the edge from the piece so that only the grid remains. Join the piece to another near the matching letters using the grid lines to align the pieces.


oliver + s
animal tails
ZEBRA/GIRAFFE TAIL
cut 1

GRAIN

1
A

1" TEST SQUARE

On subsequent pages,
all grid lines form 1"
squares



oliver + s
animal tails
LEOPARD TAIL
cut 1

GRAIN

2
A

